

MAXLITE



- Reduced wind resistance
- Increases living area without increasing overall length

FEATURES

CONSTRUCTION

- 8" I-beam with cross members and outriggers
- Leaf spring equalizing suspension system, Easylube hubs
- Heated enclosed underbelly and tanks
- 2" Aluminum framed laminated floor
- 1-1/2" Aluminum framed laminated fiberglass walls with "Filon Plus" (all walls.)
- Truss roof with walkable decking and rubber roof
- Flush floor slide-outs
- Safety glass is standard in all windows
- Ducted A/C
- Under-the-floor heat ducts with floor registers
- 205-15" Trailer tires
- 40 Gal. fresh water tank enclosed below the floor
- Welded aluminum framed dinettes and bed bases
- Large pass-thru storage on most models

ELECTRICAL

- 55 amp power converter
- Hitch light
- Trunk light
- Patio light
- Dual battery brackets
- Ceiling lights with wall switches

APPLIANCES/EQUIPMENT

- 2 Door refrigerator
- 6 Gal. water heater
- 3 Burner range
- Monitor panel
- 30 lb. LP bottles
- Spray port/exterior power sprayer
- Bypass kit
- 30,000 BTU furnace

BATH

- Power roof vent
- Skylight over tub
- 40 Gal. holding tanks
- Linen closet with 4-shelves
- Neo-angle shower with glass enclosure

INTERIOR

- Vinyl wood flooring
- Harmony white cabinets

- Radius galleys with laminated tops
- Residential style concealed cabinet door hinges
- Picture window at the dinettes
- Residential wood side drawers with drawer guides
- Designer style box valances
- Carpet in bedrooms and living rooms
- High-rise faucet in galley
- Large galley sink
- Residential style cabinet doors with raised panels
- Large overheads
- Upholstered headboard
- Three interior decors - singular onyx, shadow blue, forest green

Max Pac

- 13.5 A/C ducted,
- AM/FM CD stereo/4 speakers
- Awning,
- TV antenna/cable
- Microwave

Mega Max Pac

- Oval mirror
- Wall border
- Shower curtain
- Bathroom accessories
- Coat hooks
- Utensil rack
- Deluxe mattress 80" innerspring
- Bedspread
- Chrome bumper cover
- Raised panel refer insert
- Catch all tray
- Recessed cutting board
- Paper towel holder

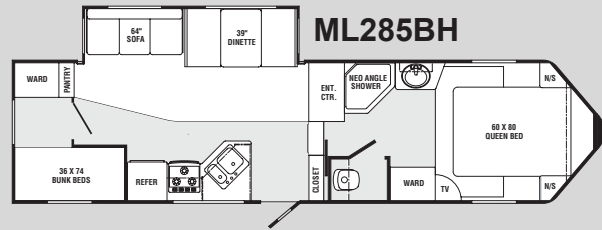
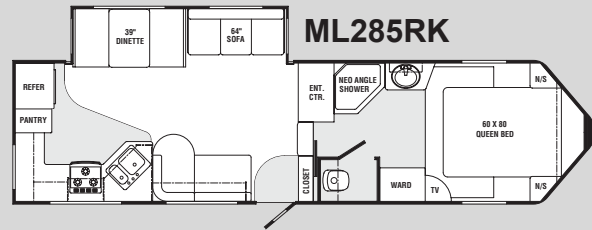
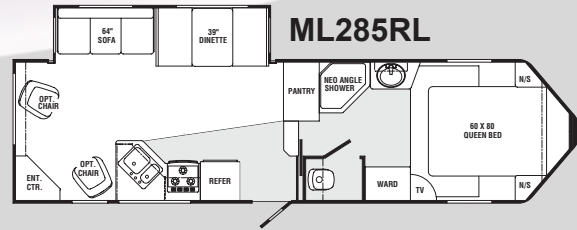
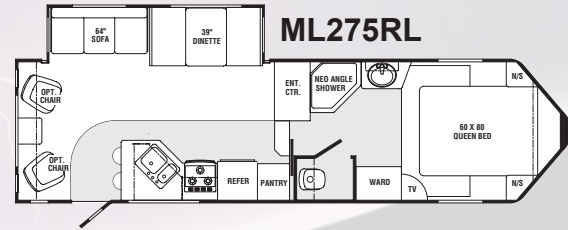
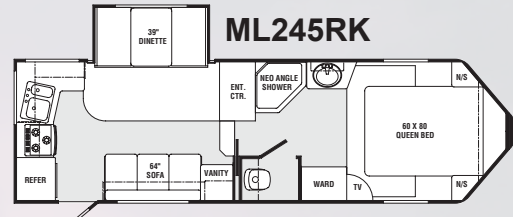
Other Max Options

- 6 Gal. gas/electric DSI water heater
- Gas oven
- 2-Stabilizer jacks
- 2-Security lights
- Outside cook center (N/A on ML-245RK)
- 15" Spare tire w/ABS cover
- Pull-out pantry
- Ladder
- Swivel Rocker
- Freestanding table w/ 4 chairs

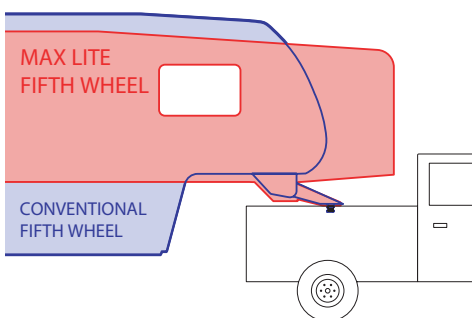
General Warranty Information

- Rubber roof material: 12 Years • Fiberglass skin: 2 Years
- Structure: 2 Years • Suspension system: 2 Years
- General camper coverage: 1 Year • Slideout mechanism: 2 Years
- Atwood appliances: 2 Years • Dometic appliances: 3 Years

FLOORPLANS



SPECIFICATIONS	ML-245RK	ML-275RL	ML-285RL	ML-285RK	ML-285BH
Overall Length	28'2"	31'7"	31'7"	33'0"	33'8"
Length from Pin	25'9"	29'2"	29'9"	30'7"	31'3"
Ext. Height w/ AC	12'	12'	12'	12'	12'
Ext. Width	8'	8'	8'	8'	8'
Dry Weight (lbs.)	5990	TBA	TBA	TBA	TBA
Hitch Dry Weight (lbs.)	1240	TBA	TBA	TBA	TBA
Load Capacity (lbs.)	2150	TBA	TBA	TBA	TBA
Fresh Water Tank (gal.)	40	40	40	40	40
Grey Water Tank (gal.)	80	40	80	80	80
Black Water Tank (gal.)	40	40	40	40	40
Tire Size	ST 205/75/15C	TBA	TBA	TBA	TBA



"Quality Features for the Best Value in the Market"

R-Vision, Inc.

2666 S. Country Club Drive
Warsaw, IN 46580
(574) 268-2111
www.trail-lite.com

Your Dealer

As R-Vision constantly strives to improve our product, all specifications listed in this informative brochure are subject to change without notice or obligation. Photos may show optional equipment which is not included in the purchase price of the unit. Test drive and review a current model on your dealer's lot today.

R-80-061

2006 R-Vision, Inc.